



**Description**

Double throttle check valves model **2TCL10** are meant for controlling flow in one direction in circuit by simple throttling of flow. Reverse flow is free and is independent of throttle condition in opposite direction in same path. The valve is available with throttle check valve facility on either A port, B port or A and B ports.

These are non-pressure compensated flow control valves and therefore offer constant flow for a given setting, only if the pressure drop across the throttled passage is constant.

The valve can be converted from meter-in condition to meter-out condition by simply rotating the body along its longitudinal axis by 180 degree, while being installed.

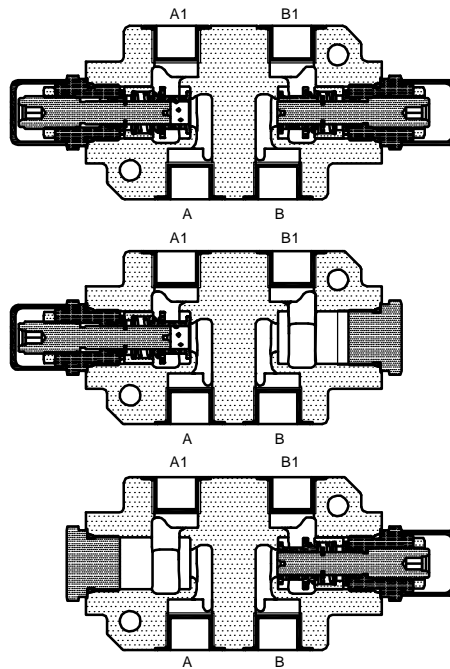
Rotation of the throttling screw in clockwise direction, increase the pressure drop in the path.

For locking the setting, a check nut is provided.

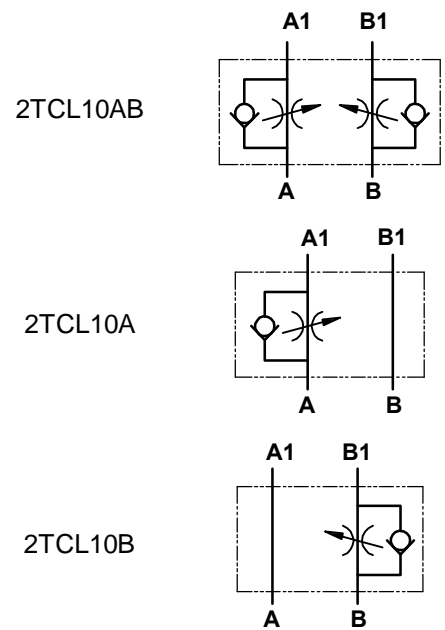
For protection of the setting, a protective cap is provided.



**Section**



**Hydraulic symbol**



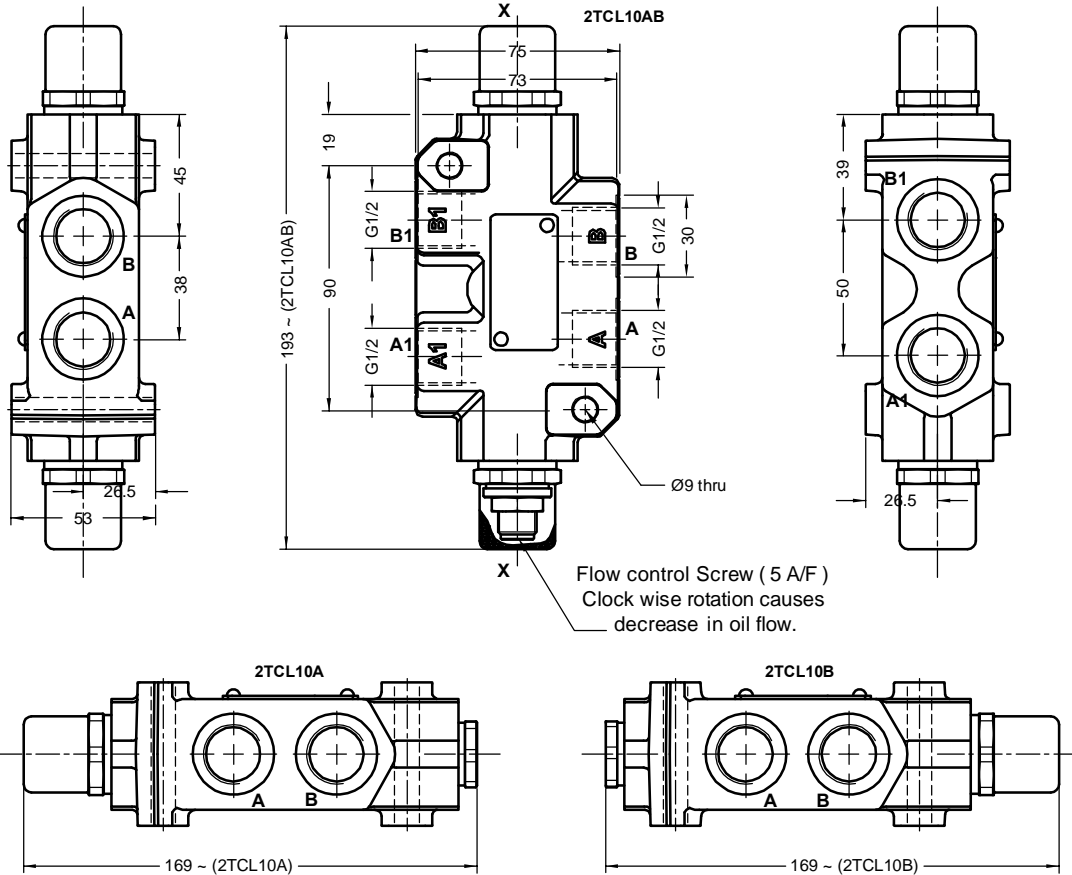
**Technical specifications**

Construction	:	Threaded, spool type, Non-pressure compensated.	
Mounting	:	Factory standard.	
Mounting Position	:	Optional.	
Direction of flow	:	Refer Hydraulic symbols.	
Nominal flow handling capacity	:	100 l/min.	
Operating Pressure	:	315 bar.	
Viscosity range	:	10 cSt to 380 cSt.	
Fluid temperature range	:	-10°C to +80°C.	
Fluid cleanliness required	:	ISO 4406 20/18/15 or better.	
Mass approx.	:	Model	2TCL10AB                      2TCL10A/B
		in Kg.	2.1                                      2



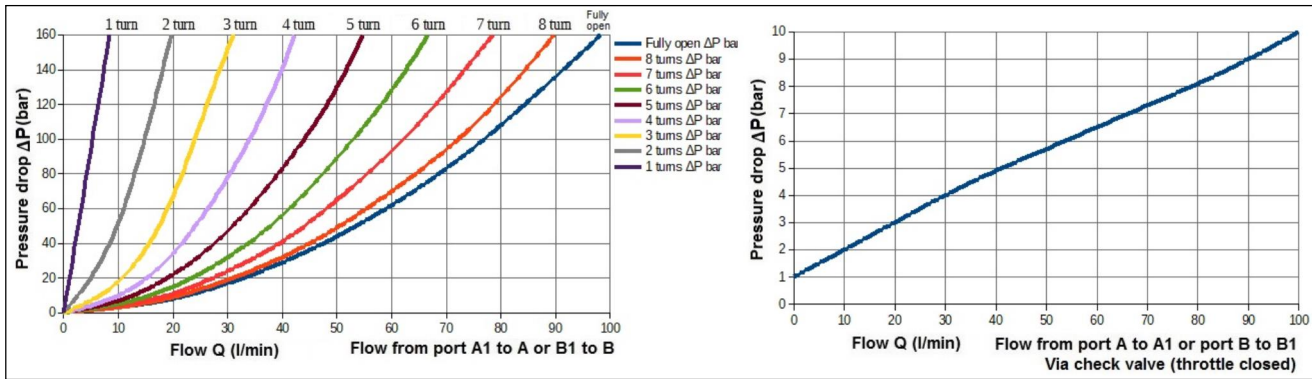
**Unit dimensions**

Dimensions in mm.

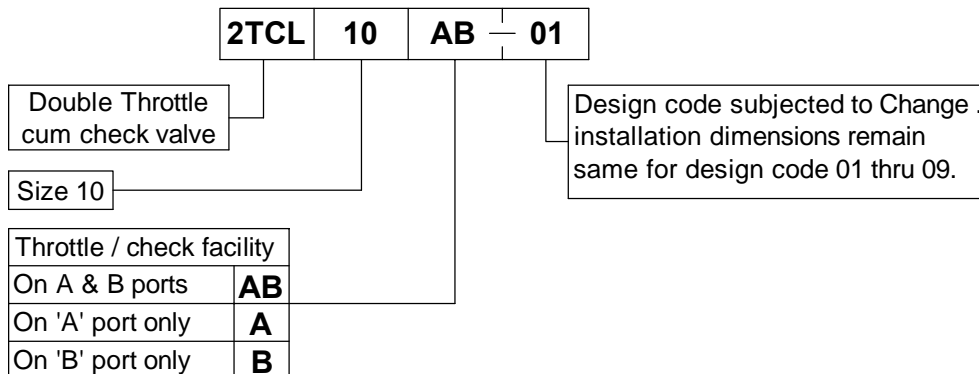


**Note :** Rotate the valve around horizontal axis 'X' - 'X' by 180° to convert from METER-IN control to METER-OUT control. Valve fixing S.H.C Screws are not in scope of supply. Tightening torque for M8x1.25 S.H.C Screws is 39 Nm.

**Performance graph**



**Ordering code**



All rights reserved.  
Subject to change without prior notice.  
Due to continuous improvement in the design of the product, the actual product supplied may look different than shown above.  
For critical applications, please ask for certified installation drawing.